



# DANCE

AUTUMN / WINTER 2024-2025



#A85

## Sewing Pattern

ES: Bolso  
EN: Bag  
DE: Tasche  
IT: Borsa  
FR: Sac  
NL: Tas

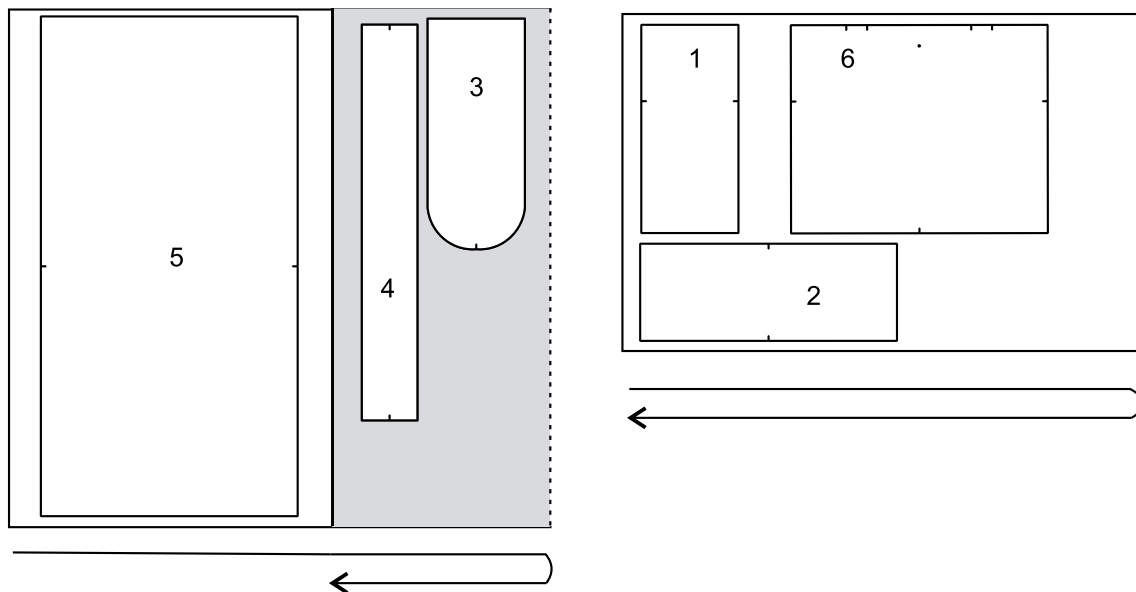


**Katia**

Plano de corte / Cutting plan / Zuschneideplan / Cartamodello / Plan de coupe / Knippatroom:

Tejido 1 / Fabric 1 / Stoff 1 / Tessuto 1 / Tissu 1 / Stof 1

Tejido 2 / Fabric 2 / Stoff 2 / Tessuto 2 / Tissu 2 / Stof 2




Piezas	Cortar	Pieces	Cut	Teil	Schneiden
<b>Tejido 1:</b>					
3. Lateral	2	3. Side	2	3. Seite	2
4. Asas	2	4. Handles	2	4. Henkel	2
5. Delantero y trasero	1	5. Front & back	1	5. Vorderteil / Rückenteil	1
<b>Tejido 2:</b>					
1. Lateral	2	1. Side	2	1. Seite	2
2. Base	1	2. Bottom	1	2. Boden	1
6. Delantero y trasero	2	6. Front & back	2	6. Vorderteil / Rückenteil	2

Pezzo	Tagliare	Pièces	Couper	Patroondelen	Knippen
<b>Tessuto 1:</b>					
3. Lato	2	3. Côté	2	3. Kant	2
4. Bretella	2	4. Poignées	2	4. Hengel	2
5. Davanti e Dietro	1	5. Devant et Dos	1	5. Voorkant / Achterkant	1
<b>Tessuto 2:</b>					
1. Lato	2	1. Côté	2	1. Kant	2
2. Base	1	2. Fond	1	2. Basis	1
6. Davanti e Dietro	2	6. Devant et Dos	2	6. Voorkant / Achterkant	2

**Metros usados / Metres required / Benötigte Meter / Metri necessari**  
**Métrage nécessaire / Gebruikte meters:**

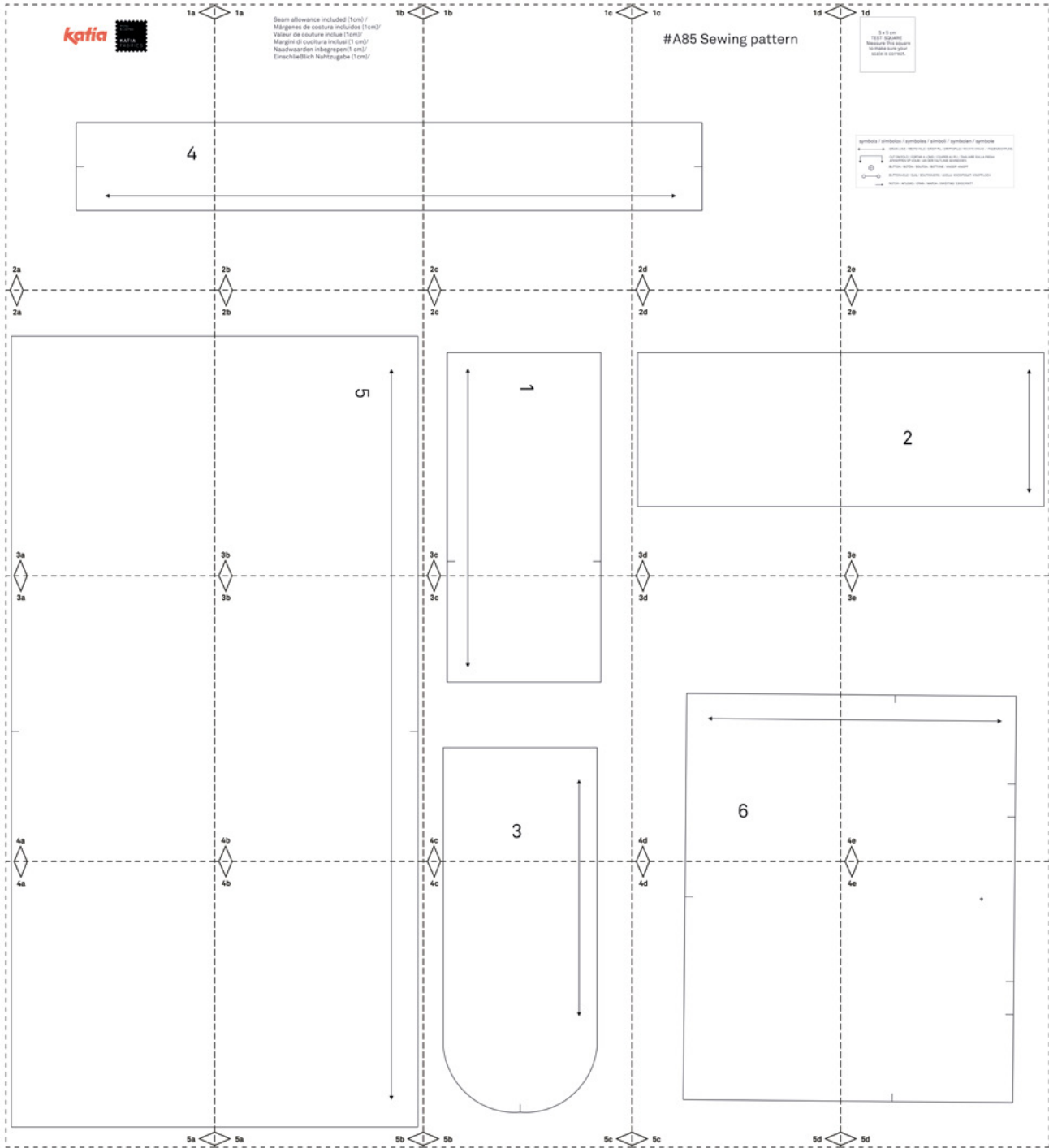
Tejido 1 / Fabric 1 / Stoff 1 / Tessuto 1 / Tissu 1 / Stof 1: 75 cm - Soft Fur Fleece  
 Tejido 2 / Fabric 2 / Stoff 2 / Tessuto 2 / Tissu 2 / Stof 2: 50 cm - Viyella Cotton Print

Instrucciones paso a paso PDF  
 Step by step instructions PDF  
 Anleitungen schritt für schritt PDF  
 Istruzioni passo dopo passo PDF  
 Instructions pas à pas PDF  
 Instructies stap voor stap PDF



Link QR:  
[www.katia.com/?p=F5524-24](http://www.katia.com/?p=F5524-24)

# Sewing Pattern:





1a




**Katja**

Prints  
& Clothes

**KATIA  
FABRICS**

4



2a





**1a**

**1b**




Seam allowance included (1cm) /  
Márgenes de costura incluidos (1cm)/  
Valeur de couture incluse (1cm)/  
Margini di cucitura inclusi (1 cm)/  
Naadwaarden inbegrepen(1 cm)/  
Einschließlich Nahtzugabe (1cm)/



**2b**





1b

1c

2c

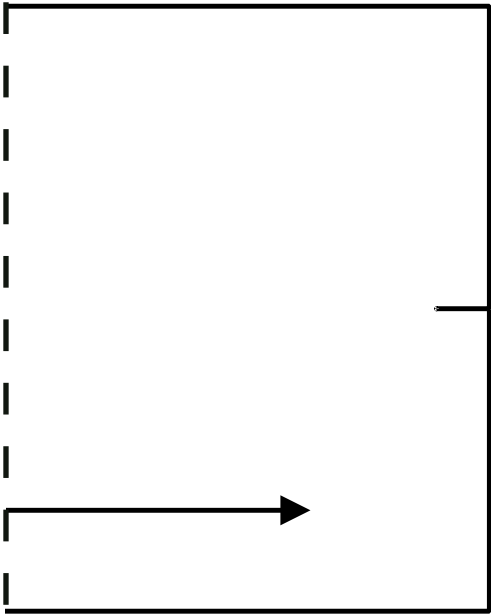


1c

1d

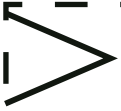


# #A85 Sewing pattern



2d







1d

5 x 5 cm  
TEST SQUARE  
Measure this square  
to make sure your  
scale is correct.

symbols / símbolos / symboles / simboli / symbolen / symbole




GRAIN LINE / RECTO HILO / DROIT FIL / DRITTOFILO / RECHTE DRAAD / FADENRICHTUNG



CUT ON FOLD / CORTAR A LOMO / COUPER AU PLI / TAGLIARE SULLA PIEGA/  
AFKNIPPEN OP VOEW / AN DER FALTLINIE SCHNEIDEN



BUTTON / BOTÓN / BOUTON / BOTTONE / KNOOP/ KNOPF



BUTTONHOLE / OJAL/ BOUTINNIERE / ASOLA/ KNOOPSGAT/ KNOPFLOCH



NOTCH / APLOMO / CRAN / MARCA / INKEPING/ EINSCHNITT


2e







2a



3a

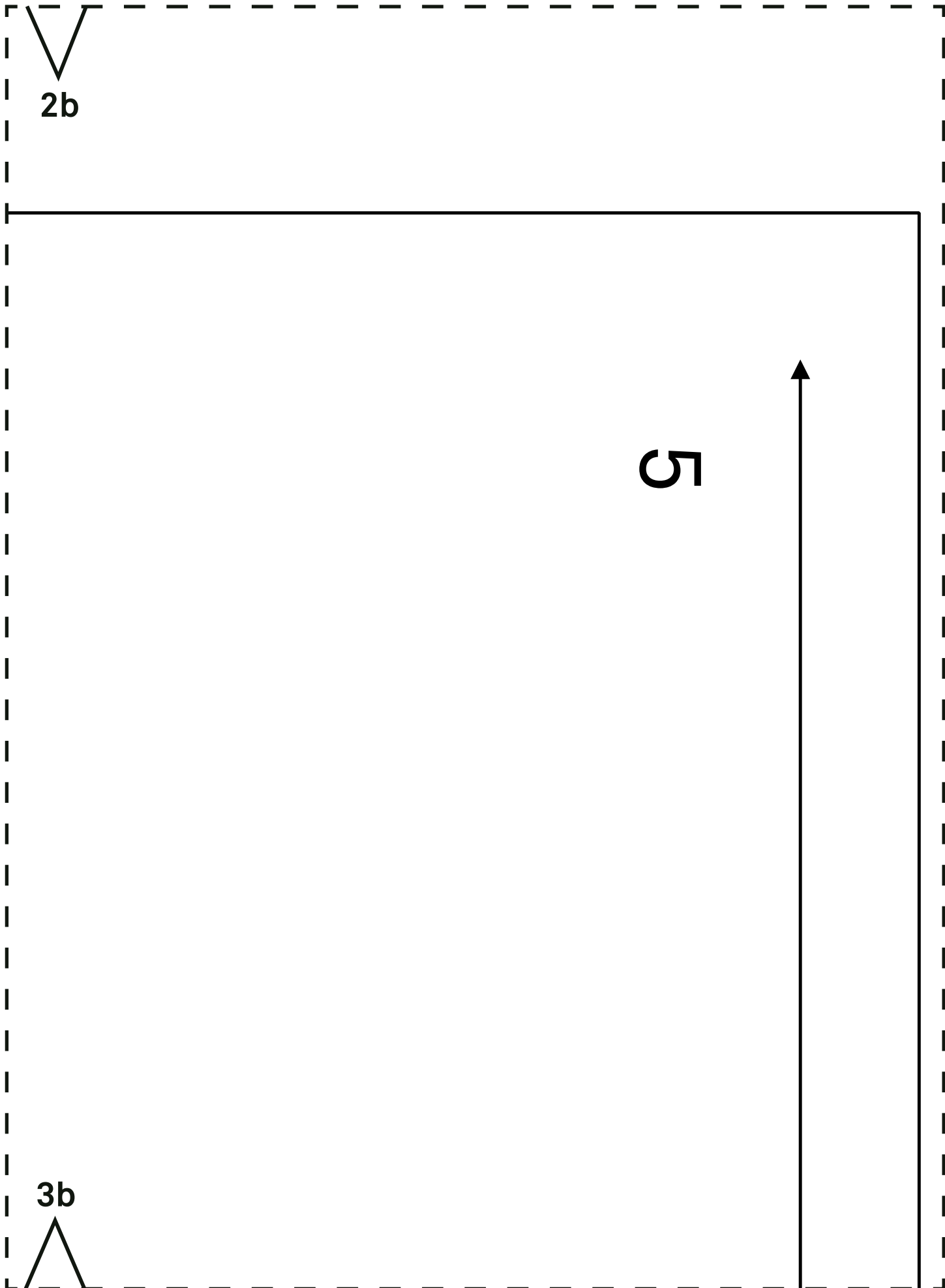




$2b$

5


$3b$





$2c$

$3c$





$2d$



$3d$





$2e$

2



$3e$





3a



4a





**3b**

**4b**





3c



4c

3







3d

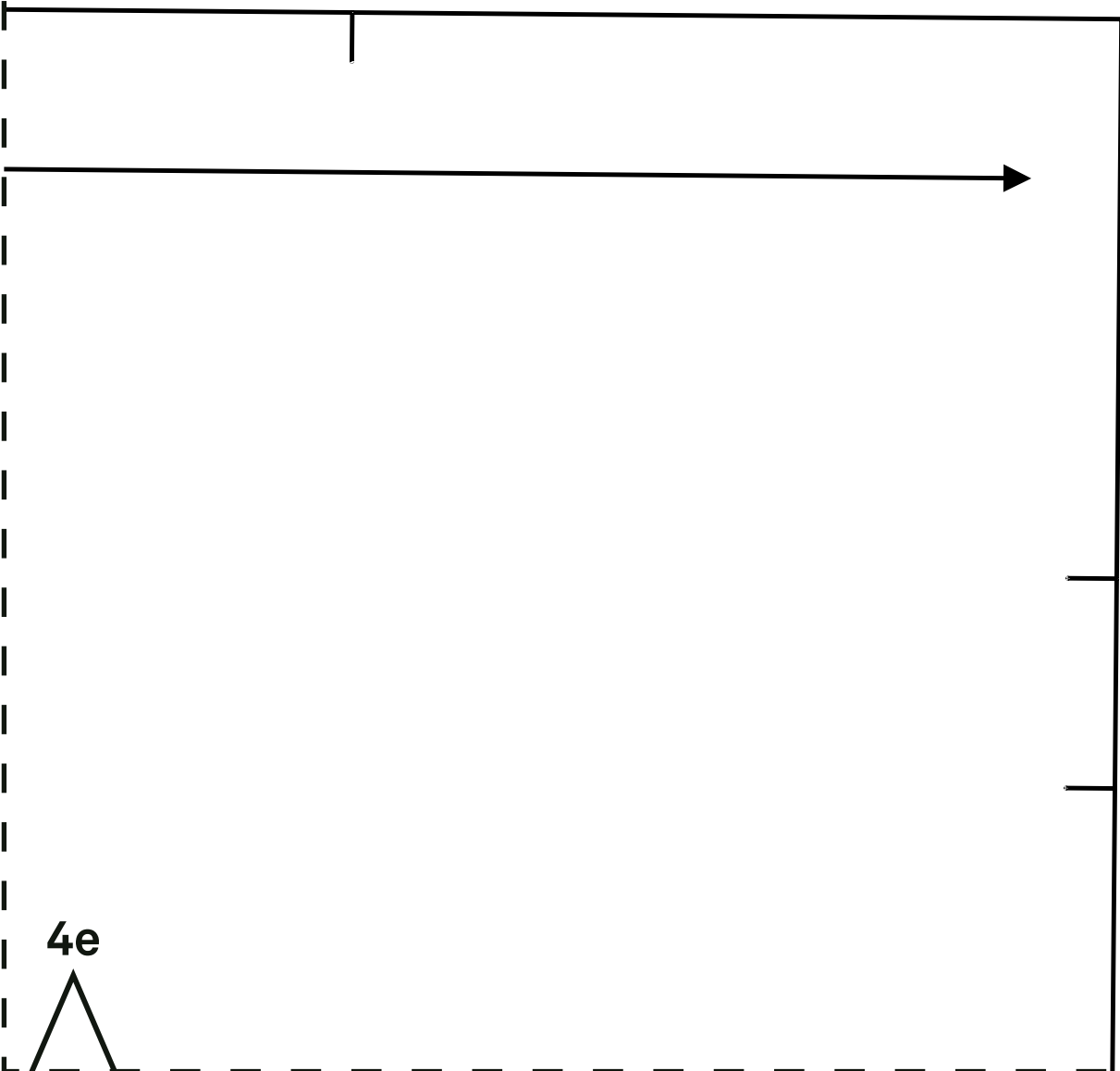
4d

6





3e



4e



4a

5a





4b



5a

5b

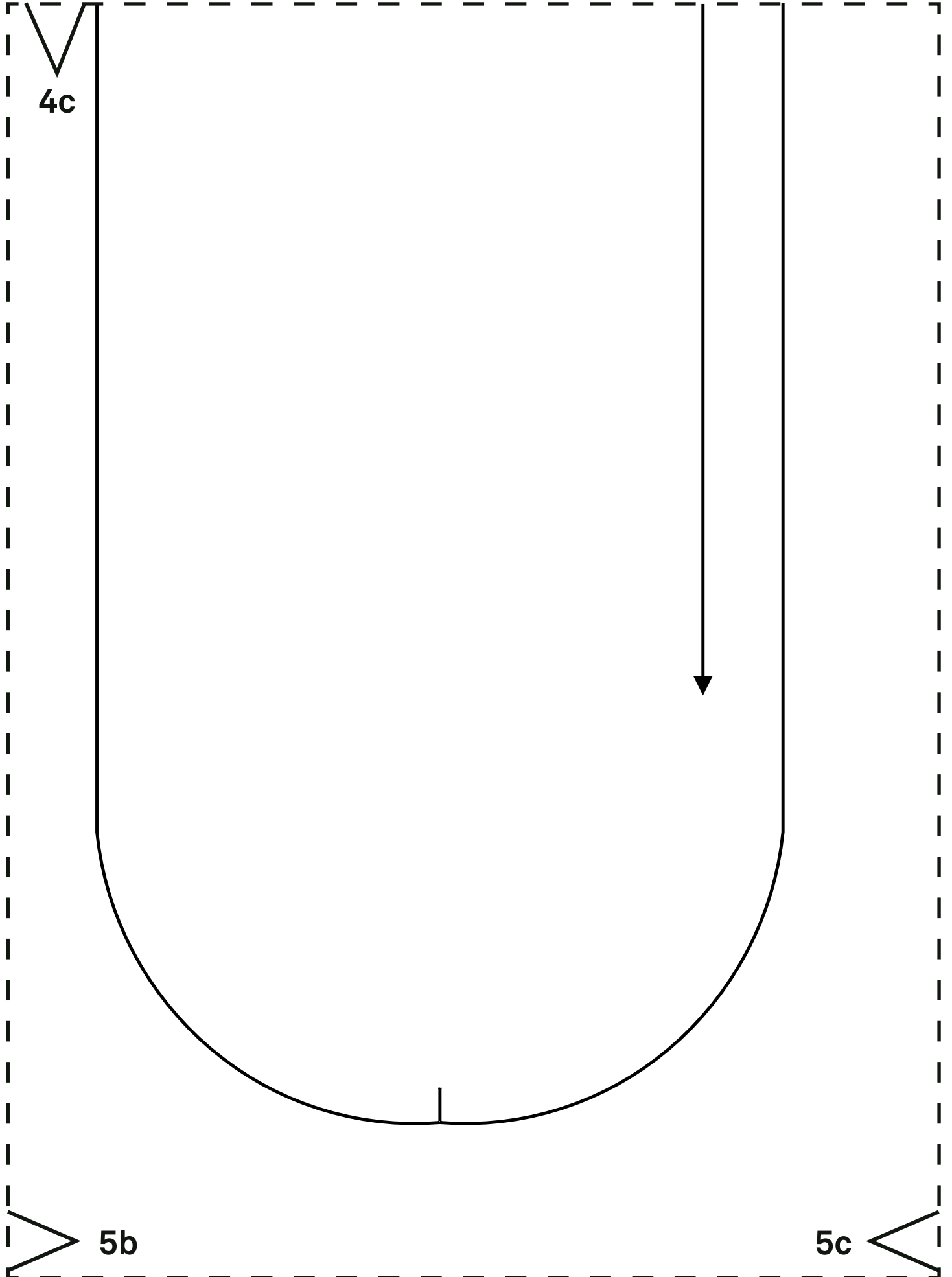


4c



5b

5c



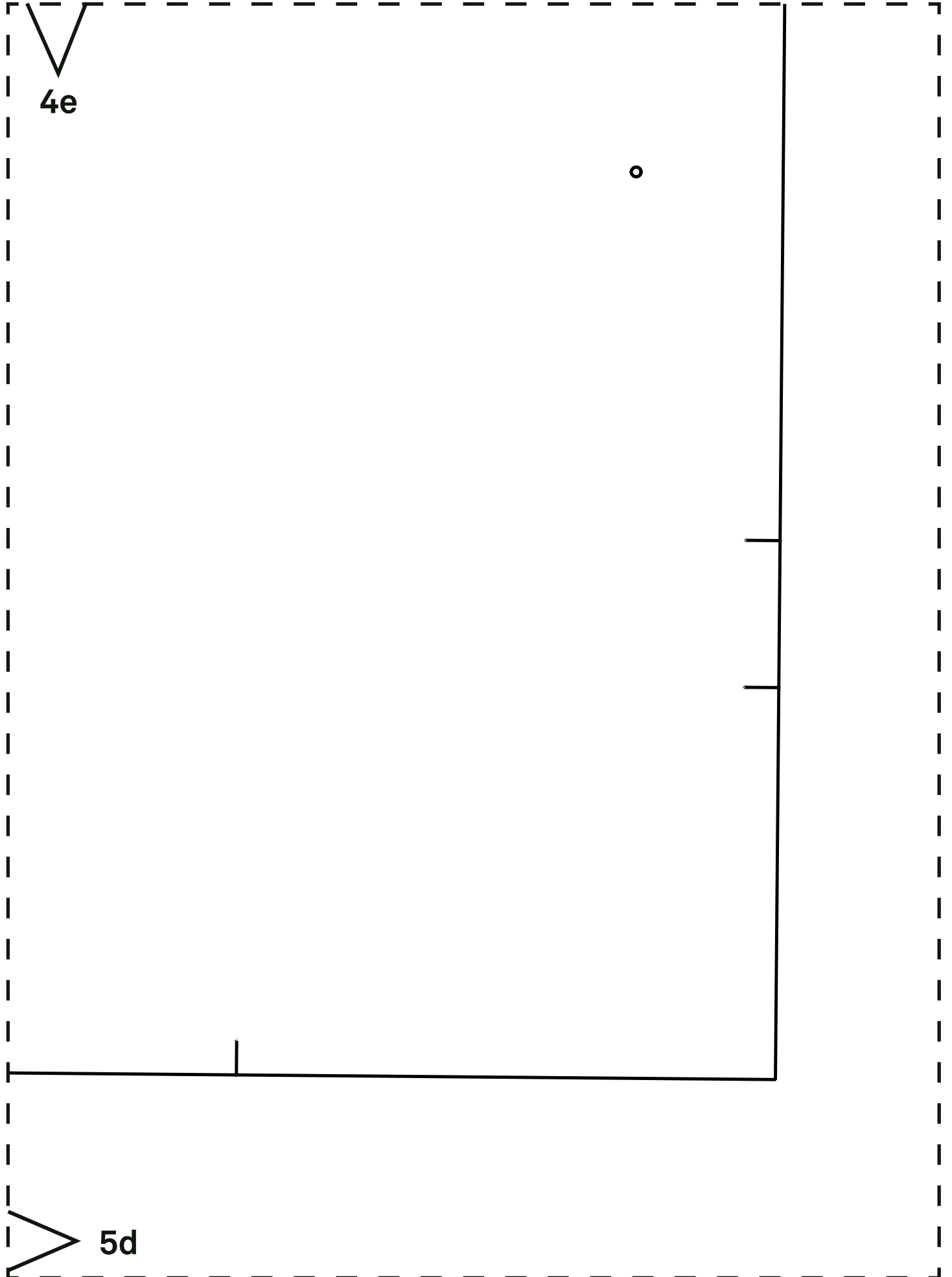


4d

5c

5d





4e



5d